

Scaled data based on original data using  
LM-79-08 Approved Method: Electrical and Photometric Measurements of Solid-  
State Lighting Products

Test Report Prepared for  
Cooper Lighting Solutions  
(formerly Eaton)

Brand: STREETWORKS

Report Number: P454912

Luminaire Tested: **GLAN-SA6A-740-U-T3R**

Issue Date: 1/4/2021

**Test Information**

Test Method: LM-79-08  
Report Number: P454912  
TEST IS SCALED FROM IESNA LM-79-08 TEST DATA (G3-2011-042-8)  
Test Lab: INNOVATION CENTER  
Issue Date: 1/4/2021  
Manufacturer: COOPER LIGHTING SOLUTIONS (FORMERLY EATON)  
Product Line: STREETWORKS  
Catalog Number: GLAN-SA6A-740-U-T3R  
Description: GALLEON AREA AND ROADWAY LUMINAIRE  
(6) 70 CRI, 4000K, 615mA LIGHTSQUARES WITH 16 LEDS EACH AND TYPE III  
ROADWAY OPTICS  
Light Source: -  
Ballast/Driver: ELECTRONIC DRIVER

**Summary**

Lumens per Lamp: N/A  
Luminaire Lumens: 27751 lumens  
Efficiency: N/A  
Efficacy: 152.5 lumens/watt  
Luminous Opening: Rectangular (W 1.5' x L: 1' x H: 0')  
IES Classification: Type IV - Medium  
BUG Rating: B3 - U0 - G4

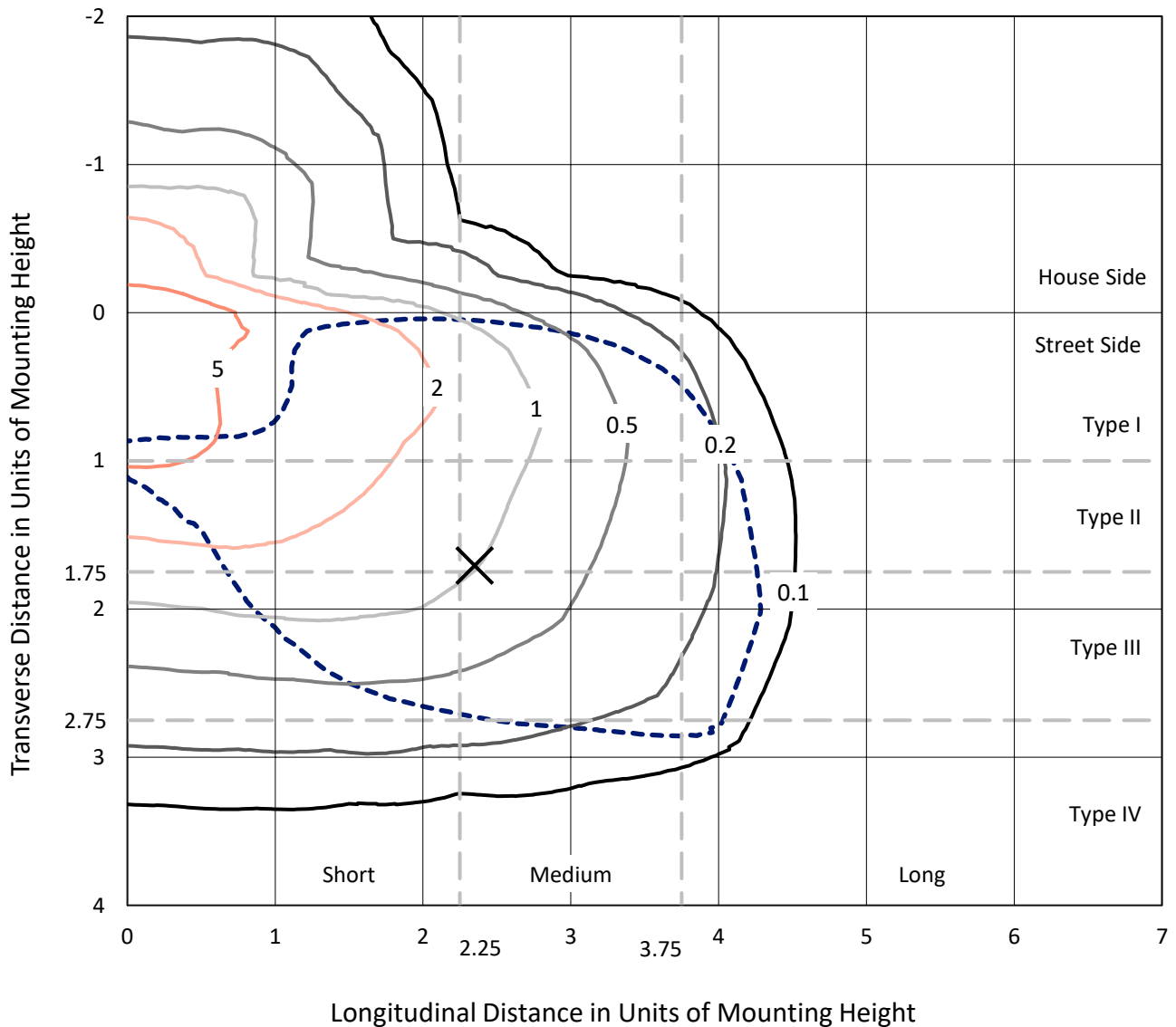
Input Watts (W): 182  
Input Voltage (V): NR  
Input Current (A<sub>in</sub>): NR  
Voltage Rise (V): NR  
Power Factor: NR  
Total Harmonic Distortion (THDi): NR  
Frequency (hertz): 60  
Stabilization Time: NR  
Operation Time: NR  
Ambient Temperature (°C): NR  
Test Distance: 24 FT



REPORT NUMBER: P454912  
 CATALOG NUMBER: GLAN-SA6A-740-U-T3R

### Iso-Footcandle Lines of Horizontal Illumination

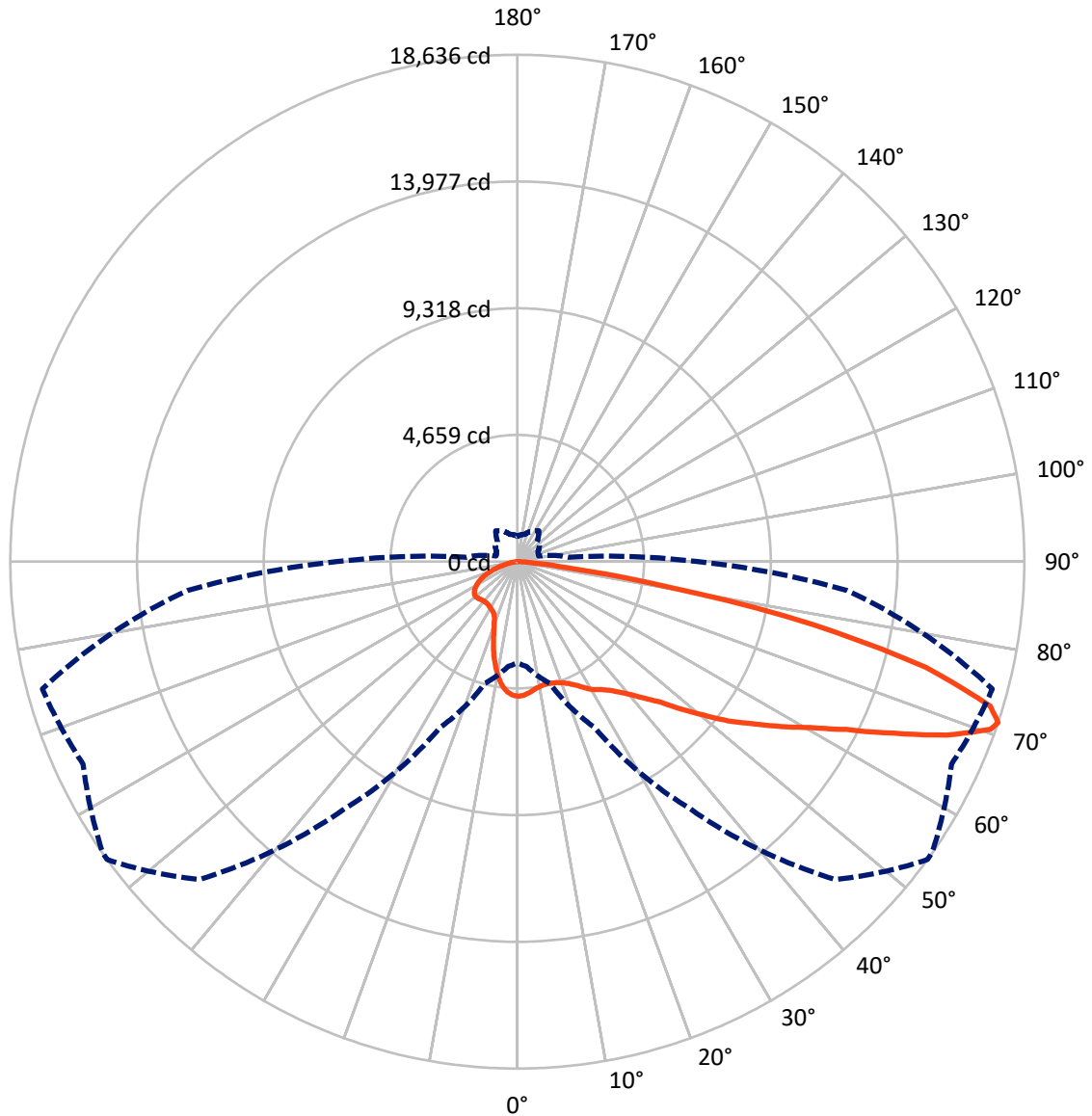
× Max cd  
 - - - 1/2 Max cd



Based on 25 foot mounting height. Maximum calculated value = 8 fc  
 Type IV - Medium - N/A

REPORT NUMBER: P454912  
CATALOG NUMBER: GLAN-SA6A-740-U-T3R

### Luminous Intensity Polar Plot



— Vertical Plane Through 54-Deg Lateral    - - - Horizontal Cone Through 71-Deg Vertical



REPORT NUMBER: P454912  
 CATALOG NUMBER: GLAN-SA6A-740-U-T3R

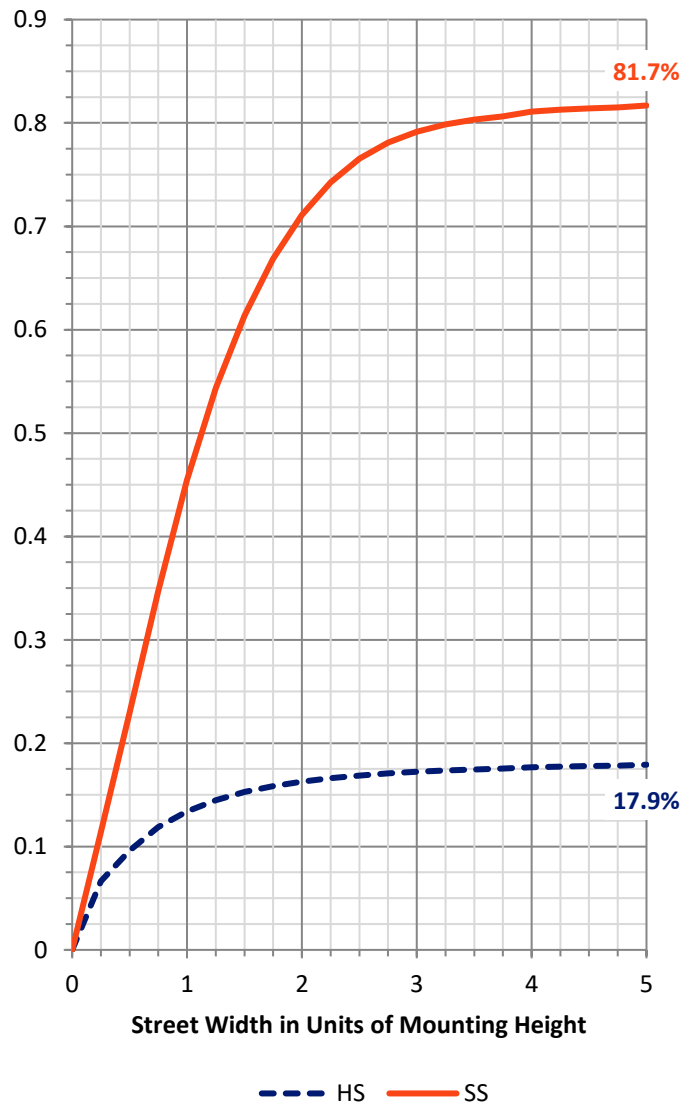
**FLUX DISTRIBUTION:**

		Downward	Upward	Total
<b>House Side</b>	Lumens	5010.3	0.0	5010.3
	% Fixture	18.1	0.0	18.1
<b>Street Side</b>	Lumens	22740.7	0.0	22740.7
	% Fixture	81.9	0.0	81.9
<b>Total</b>	Lumens	27751.0	0.0	27751.0
	% Fixture	100.0	0.0	100.0

**Coefficient of Utilization**

**ZONAL LUMENS:**

Zone	Lumens	% Fixture
0°-10°	441.2	1.6
10°-20°	1165.1	4.2
20°-30°	1939.9	7.0
30°-40°	2868.4	10.3
40°-50°	4040.3	14.6
50°-60°	5410.1	19.5
60°-70°	6819.0	24.6
70°-80°	4657.4	16.8
80°-90°	409.6	1.5
90°-100°	0.0	0.0
100°-110°	0.0	0.0
110°-120°	0.0	0.0
120°-130°	0.0	0.0
130°-140°	0.0	0.0
140°-150°	0.0	0.0
150°-160°	0.0	0.0
160°-170°	0.0	0.0
170°-180°	0.0	0.0
0°-90°	27751.0	100.0
0°-180°	27751.0	100.0



REPORT NUMBER: P454912

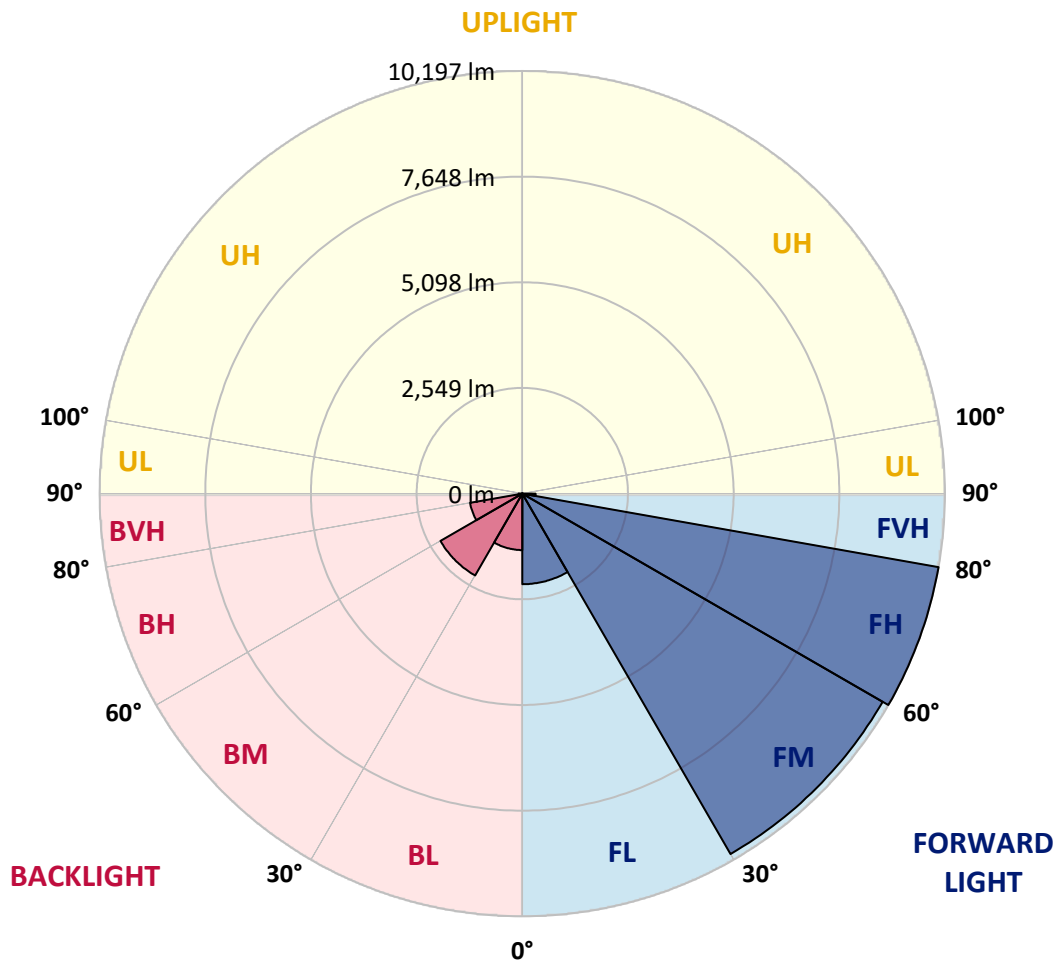
CATALOG NUMBER: GLAN-SA6A-740-U-T3R

**LUMINAIRE CLASSIFICATION SYSTEM LUMEN TABLE AND BUG RATING:**

Zone	Lumens	% Fixture	Zone Rating/Lumen Limit		
			B	U	G
FL (0°-30°)	2184.5	7.9			
FM (30°-60°)	10039.3	36.2			
FH (60°-80°)	10196.8	36.7			G4/12000
FVH (80°-90°)	320.2	1.2			G3/500
BL (0°-30°)	1361.7	4.9	B3/2500		
BM (30°-60°)	2279.5	8.2	B2/2500		
BH (60°-80°)	1279.6	4.6	B3/2500		G3/2500
BVH (80°-90°)	89.4	0.3			G1/100
UL (90°-100°)	0.0	0.0		U0/0	
UH (100°-180°)	0.0	0.0		U0/0	

**BUG Rating: B3-U0-G4**

Type IV Medium





REPORT NUMBER: P454912

CATALOG NUMBER: GLAN-SA6A-740-U-T3R

**CANDELA DISTRIBUTION (FULL):**

	0°	5°	15°	25°	35°	45°	54°	55°	65°	75°	85°
0°	4951.2	4951.2	4951.2	4951.2	4951.2	4951.2	4951.2	4951.2	4951.2	4951.2	4951.2
2.5°	4783.3	4805.8	4811.8	4826.8	4858.3	4883.7	4909.2	4906.2	4942.2	4957.2	4970.7
5°	4570.4	4576.4	4598.9	4628.9	4684.4	4754.8	4823.8	4825.3	4913.7	4984.2	5018.6
7.5°	4414.5	4434.0	4449.0	4480.5	4539.0	4615.4	4724.8	4733.8	4891.2	5030.6	5104.1
10°	4312.6	4335.1	4351.6	4390.6	4449.0	4534.5	4652.9	4669.4	4874.7	5104.1	5233.0
12.5°	4219.7	4242.2	4257.2	4308.1	4384.6	4489.5	4622.9	4642.4	4880.7	5189.5	5373.9
15°	4276.6	4294.6	4288.6	4303.6	4354.6	4474.5	4634.9	4654.4	4903.2	5272.0	5513.3
17.5°	4530.0	4545.0	4495.5	4438.5	4414.5	4503.0	4672.4	4693.4	4948.2	5357.4	5655.7
20°	4903.2	4943.7	4835.8	4708.4	4592.9	4604.9	4750.3	4772.8	5011.1	5442.9	5801.1
22.5°	5388.9	5418.9	5287.0	5077.1	4864.2	4754.8	4867.2	4880.7	5105.6	5553.8	5960.0
25°	5960.0	5978.0	5795.1	5525.3	5218.0	5011.1	5027.6	5051.6	5261.5	5679.7	6100.9
27.5°	6514.6	6571.6	6360.2	6030.5	5625.7	5281.0	5248.0	5263.0	5430.9	5750.2	6198.4
30°	7172.7	7168.2	6944.9	6562.6	6044.0	5574.8	5456.4	5453.4	5522.3	5784.6	6268.8
32.5°	7697.4	7758.8	7540.0	7123.2	6522.1	5879.1	5600.3	5594.3	5592.8	5844.6	6373.7
35°	8294.0	8302.9	8102.1	7682.4	7039.3	6261.3	5801.1	5771.1	5736.7	5973.5	6516.1
37.5°	8827.6	8869.6	8685.2	8214.5	7547.5	6658.5	6076.9	6057.4	5952.5	6196.9	6744.0
40°	9244.3	9275.8	9164.9	8716.7	8048.1	7087.3	6427.7	6391.7	6264.3	6562.6	7048.3
42.5°	9380.7	9445.2	9488.7	9268.3	8623.7	7595.4	6859.4	6814.4	6717.0	7117.2	7399.1
45°	9391.2	9493.2	9722.5	9733.0	9202.3	8204.0	7363.1	7331.6	7324.1	7827.8	7892.2
47.5°	9311.8	9415.2	9800.4	10008.8	9718.0	8818.6	8090.1	8040.6	8045.1	8706.2	8445.4
50°	9119.9	9242.8	9710.5	10185.7	10121.2	9457.2	8857.6	8841.1	8934.0	9709.0	9019.5
52.5°	8758.6	8907.0	9617.6	10296.6	10421.0	10007.3	9730.0	9683.5	9918.9	10797.3	9647.5
55°	7758.8	7982.2	9277.3	10358.1	10705.8	10533.5	10515.5	10599.4	10911.2	11984.5	10338.6
57.5°	7237.2	7405.0	8538.3	10368.6	11065.6	11145.0	11432.9	11453.8	11999.5	13245.1	11119.6
60°	6952.4	7100.8	8133.6	10299.6	11567.8	11902.0	12371.2	12446.2	13062.3	14610.7	11929.0
62.5°	6703.5	6830.9	7890.7	10061.3	12134.4	13024.8	13586.9	13622.9	14269.0	16118.7	12728.0
65°	6117.4	6262.8	7402.1	9822.9	12623.1	14427.9	15199.8	15157.9	15553.6	17419.9	13228.7
67.5°	5327.4	5511.8	6489.2	9000.0	12864.4	15961.3	17016.6	16964.2	16821.8	18272.8	13372.6
70°	4318.6	4417.5	5321.4	7577.4	11900.5	16766.3	18451.2	18395.7	17607.2	18385.2	12692.0
71°	3716.0	3870.4	4633.4	6730.5	11098.6	16520.5	18635.5	18620.5	17608.7	18074.9	12179.4
72.5°	2900.6	2995.0	3669.5	5215.0	9433.2	15123.4	18179.8	18236.8	17226.5	17213.0	11122.6
75°	1834.8	1876.7	2302.5	3069.9	5176.0	10710.3	15519.1	15673.5	15295.8	14089.1	8271.5
77.5°	1065.8	1119.8	1379.1	1809.3	2236.5	5813.1	11104.6	11272.5	10627.9	7757.3	3386.2
80°	620.6	680.5	908.4	1050.8	1026.8	2157.1	5654.2	5940.5	4601.9	1959.2	950.4
82.5°	344.8	385.2	638.6	640.1	547.1	704.5	1779.3	1861.8	1313.1	790.0	388.2
85°	250.3	283.3	412.2	373.3	262.3	302.8	619.1	649.1	530.6	332.8	125.9
87.5°	88.4	125.9	226.3	179.9	72.0	63.0	178.4	145.4	134.9	92.9	28.5
90°	0.0	0.0	0.0	0.0	0.0	0.0	0.0	0.0	0.0	0.0	0.0



REPORT NUMBER: P454912  
 CATALOG NUMBER: GLAN-SA6A-740-U-T3R

**CANDELA DISTRIBUTION (continued):**

	90°	95°	105°	115°	125°	135°	145°	155°	165°	175°	180°
0°	4951.2	4951.2	4951.2	4951.2	4951.2	4951.2	4951.2	4951.2	4951.2	4951.2	4951.2
2.5°	4978.2	4981.2	4966.2	4939.2	4912.2	4877.7	4838.8	4808.8	4795.3	4793.8	4792.3
5°	5032.1	5039.6	4982.7	4898.7	4805.8	4691.9	4594.4	4483.5	4455.0	4410.1	4423.5
7.5°	5119.1	5114.6	5002.2	4823.8	4606.4	4365.1	4161.2	4042.8	3919.9	3885.4	3886.9
10°	5243.5	5215.0	5002.2	4670.9	4308.1	3949.9	3665.0	3485.2	3387.7	3306.8	3276.8
12.5°	5375.4	5303.5	4954.2	4456.5	3924.4	3485.2	3179.4	2936.5	2873.6	2807.6	2809.1
15°	5501.3	5381.4	4859.8	4155.2	3510.7	2989.0	2692.2	2546.8	2527.3	2534.8	2533.3
17.5°	5615.2	5436.9	4715.8	3819.4	3028.0	2563.3	2405.9	2416.4	2468.8	2506.3	2510.8
20°	5730.7	5469.8	4501.5	3369.7	2572.3	2305.5	2311.5	2393.9	2473.3	2524.3	2531.8
22.5°	5840.1	5484.8	4249.7	2935.0	2242.5	2196.0	2284.5	2372.9	2450.9	2500.3	2507.8
25°	5912.0	5450.4	3892.9	2480.8	2080.6	2157.1	2250.0	2324.9	2390.9	2441.9	2453.9
27.5°	5931.5	5339.4	3450.7	2113.6	2005.7	2119.6	2205.0	2260.5	2311.5	2359.4	2368.4
30°	5921.0	5176.0	2965.0	1897.7	1962.2	2076.1	2142.1	2182.5	2244.0	2281.5	2289.0
32.5°	5904.6	4985.7	2458.4	1782.3	1926.2	2035.6	2074.6	2110.6	2109.1	2094.1	2104.6
35°	5910.5	4757.8	2047.6	1713.4	1894.7	2005.7	2038.6	1993.7	1864.8	1858.8	1852.8
37.5°	5942.0	4533.0	1749.3	1665.4	1878.2	2001.2	2019.1	1812.3	1698.4	1645.9	1632.4
40°	6023.0	4270.6	1553.0	1629.4	1876.7	2035.6	1930.7	1720.8	1502.0	1400.1	1392.6
42.5°	6130.9	4012.8	1433.0	1606.9	1894.7	2088.1	1894.7	1591.9	1353.6	1293.6	1284.6
45°	6291.3	3717.5	1367.1	1596.4	1921.7	2107.6	1882.7	1497.5	1293.6	1245.7	1245.7
47.5°	6472.7	3435.7	1331.1	1588.9	1956.2	2094.1	1776.3	1467.5	1265.2	1271.2	1299.6
50°	6652.6	3191.4	1304.1	1572.4	1986.2	2086.6	1732.8	1466.0	1272.6	1349.1	1400.1
52.5°	6860.9	3019.0	1271.2	1545.5	1986.2	2038.6	1719.4	1496.0	1293.6	1316.1	1338.6
55°	7112.7	2965.0	1229.2	1487.0	1950.2	1918.7	1711.9	1539.5	1308.6	1256.2	1265.2
57.5°	7445.5	3052.0	1188.7	1413.6	1867.8	1794.3	1708.9	1551.5	1274.1	1230.7	1221.7
60°	7832.3	3224.3	1176.7	1338.6	1755.3	1687.9	1690.9	1517.0	1226.2	1181.2	1188.7
62.5°	8103.6	3327.8	1169.2	1281.6	1632.4	1570.9	1647.4	1475.0	1205.2	1166.2	1173.7
65°	8103.6	3201.9	1100.3	1194.7	1473.5	1430.0	1594.9	1422.5	1178.2	1133.2	1125.7
67.5°	7796.3	2834.6	995.3	1064.3	1298.1	1269.7	1521.5	1359.6	1137.7	1103.3	1085.3
70°	6995.8	2149.6	863.4	911.4	1076.3	1101.8	1427.0	1274.1	1070.3	1028.3	1001.3
71°	6643.6	1872.2	808.0	833.4	990.8	1028.3	1382.1	1238.2	1040.3	980.3	932.4
72.5°	5964.5	1576.9	724.0	734.5	846.9	914.4	1287.6	1169.2	983.3	897.9	843.9
75°	4531.5	1151.2	583.1	577.1	626.6	725.5	1089.8	1041.8	861.9	746.5	715.0
77.5°	1957.7	626.6	436.2	440.7	425.7	550.1	857.4	894.9	739.0	607.1	578.6
80°	593.6	361.3	298.3	304.3	284.8	368.8	604.1	701.5	593.6	472.2	433.2
82.5°	304.3	215.9	203.9	200.9	181.4	208.4	365.8	479.7	424.2	295.3	260.8
85°	131.9	115.4	100.4	97.4	85.4	74.9	130.4	239.8	224.8	164.9	157.4
87.5°	33.0	30.0	19.5	18.0	10.5	1.5	0.0	0.0	0.0	0.0	0.0
90°	0.0	0.0	0.0	0.0	0.0	0.0	0.0	0.0	0.0	0.0	0.0

(END OF REPORT)